

Factsheet 1 February 2026

3U HOLDING AG

Avg. consensus price target EUR 2.10
Up-/Downside 74.3%
Consensus rating BUY



KEY MEASURES 2025E

Revenue growth	EBITDA-Margin	EPS
-1.3%	-5%	-0.14

COMPANY DESCRIPTION

3U Holding AG is a diversified holding and management company with a strong focus on megatrends. The company operates through three business segments which are Information and Telecommunications Technology (ITC), Sanitary, Heating and Air Conditioning Technology (SHAC) and Renewable Energies (RE). 3U aims to increase the value of its assets for the benefit of all stakeholders. The company's strategy, which was initiated in 2023, is geared towards long-term growth. A clear value potential of EUR 510-620m was identified, which is to be raised through organic growth and acquisitions in the upcoming years. The '3U MISSION 2026' is based on many years of experience, a successful track record and a sound growth strategy in the three fields of megatrends.

COMPANY DETAILS

Company name: 3U HOLDING AG
Address: Zu den Sandbeeten 1b
ZIP, city: 35043 Marburg
Country: Germany
Phone: Tel: +49 (0) 6421 999 0
Fax: Fax: +49 (0) 6421 999 1222
E-mail: ir@3u.net
Web: www.3u.net
Company seat: Marburg
Registered court: Amtsgericht Marburg
Register number: HRB 4680
VAT-ID number: DE189243380

MANAGEMENT

Christoph Hellrung
Mr. Hellrung was reappointed as Chief Financial Officer and member of the board in 2022.

Andreas Odenbreit
Member of the management board since 2011. He is in charge of legal, administration and human relations. He joined 3U Holding AG in 2005.

Uwe Knoke
Member of the management board since 2021. He is responsible for Strategy and Business Development.

SHARE PERFORMANCE (in EUR)



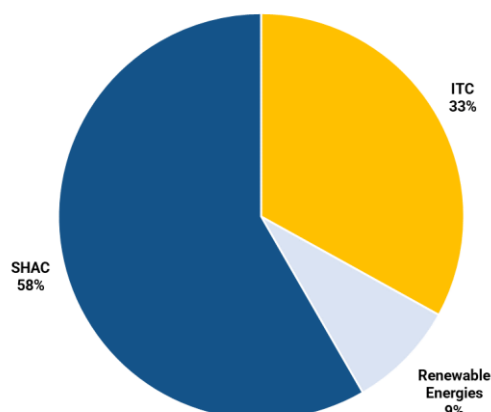
SHARE DATA

ISIN:	DE0005167902
WKN:	516790
Share type	Ordinary shares
Bloomberg Code	UUU:GR
Home exchange	Frankfurt
Index	Prime Standard
Number of shares	33.69m
Previous close	EUR 1.21
52 week high	1.80
52 week low	1.04
30 days avg. trading volume	12,368
Market capitalization	EUR 40.6m
Sector	Industrial Manufacturing

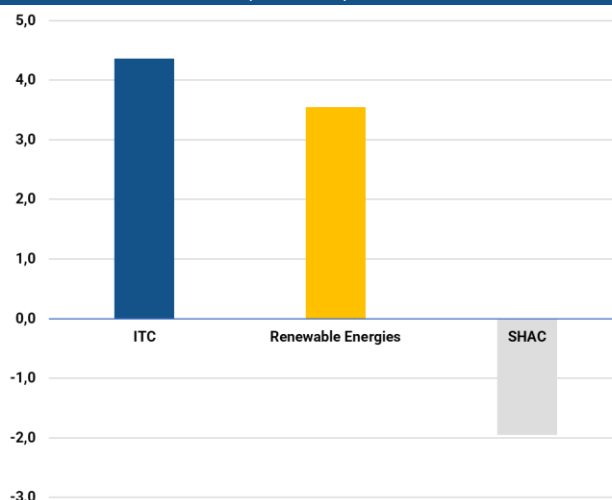
EQUITY STORY - WHY TO INVEST

- 3U Holding AG has an experienced management team, a successful track record and promising business activities in different fields of megatrends like digitization, renewable energy, and eCommerce. Through its diversified portfolio, the company operates a very robust and resilient business model as proven during the recent years.
- The "Mission 2026" summarizes several measures to realize a value potential of EUR 510 to 620m in the mid-term.
- Recurring and stable cashflow generation is achieved by the Renewable Energy segment, while growth is expected by focusing on the strategic core assets, e.g., selfio. A further concentration on these fast-growing core businesses should lead to a reduction of valuation discount of the holding company.
- The company steadily increased sales, profitability, and dividend payments (50% pay-out ratio) and hence, shareholder value. All segments contribute to growth, and this is also expected for the future.

SALES BY SEGMENTS (in %)

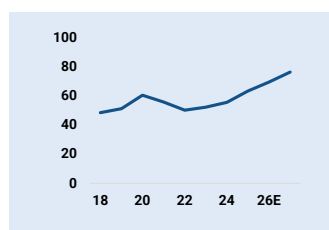


EBITDA BY SEGMENTS (in EURm)

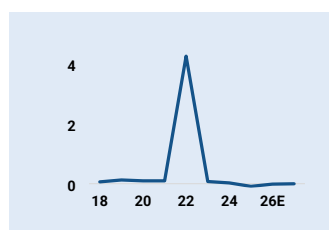


P&L data	2022	2023	2024	2025E	2026E	2027E
Sales	50.3	52.4	55.7	55.0	65.9	71.2
Sales growth in %	-10.0%	4.0%	6.5%	-1.3%	19.8%	8.0%
EBITDA	8.5	5.2	3.8	-2.7	2.3	3.7
EBITDA margin in %	16.9%	10.0%	6.8%	-4.9%	3.5%	5.2%
EBIT	5.1	1.6	0.1	-7.2	-1.9	-0.3
EBIT margin in %	10.1%	3.1%	0.2%	-13.0%	-2.8%	-0.4%
Earnings per share	4.26	0.07	0.02	-0.14	-0.03	0.01
Dividend per share	3.20	0.05	0.05	0.05	0.05	0.05

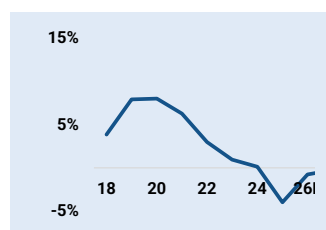
Sales



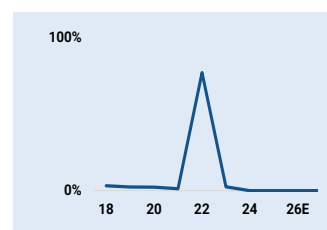
EPS



ROCE



Dividend Yield



B/S and valuation	2022	2023	2024	2025E	2026E	2027E
Net debt	-170.2	-36.7	-13.9	-10.5	-9.3	-8.9
Net debt / EBITDA	-20.1x	-7.0x	-3.7x	3.9x	-4.0x	-2.4x
ROCE	2.2%	1.5%	0.1%	-7.0%	-1.9%	-0.3%
Dividend yield	265.6%	4.1%	4.1%	4.1%	4.1%	4.1%
P/B ratio	5.63	2.41	2.59	2.45	2.42	2.42
FCF yield	37.9%	-3.2%	10.1%	-7.5%	-0.8%	2.0%
EV/EBIT	-25.5x	2.4x	197.4x	-4.2x	-16.7x	-120.3x
P/E ratio	0.3x	17.4x	55.5x	-8.7x	-43.0x	221.9x

SHAREHOLDERS

TOMPAT Invest	25.7%
Management	1.0%
Treasury shares	8.8%
Free Float	64.5%

PRODUCTS & SERVICES



COMPANY DETAILS

31.03.2026	FY 2025 results – Annual report
12.05.2026	Q1 2026 results
03.06.2026	AGM
13.08.2026	Q2 2026 results
12.11.2026	Q3 2026 results

INVESTOR RELATIONS CONTACT

Thomas Fritsche
Head of Investor Relations
Tel: +49 (0) 6421 999 1200
Fax: +49 (0) 6421 999 1222
Mail: IR@3u.net